


### KEY FEATURES


- 102mm frame acceptin 26mm thick door panels.
- Available in a wide range of 2 and 3 panel configurations, including corner opening.
- Panels accept a variety of glass thickness from 4mm to 20mm IGUs. Dedicated sash rail and stiles for 8.38mm, 10.38mm laminated, and 16mm IGUs.
- Compatible with all CentreGLAZE™ and FrontGLAZE™ framing.
- Complies with the air-conditioning requirements of relevant Australian standards.
- Tested to 450Pa water resistance.
- Compatible with external sliding flydoors.
- Can be configured as XF, FX, FXF, XFF, FFX, FXXXF, XXX, FXX or FXXXXF
- No visible drain holes when viewed from the inside.
- Ideal for applications requiring competitive priced sliding doors with standard moderate panel sizes.




Unique diverter block is fitted at head and sill to reduce turbulence and improve water performance for exposed applications.



Compatible with standard and heavy duty subheads. Continuous head extender is fitted to the to the frame for improved installation into subhead.



Will accept external sliding fly doors without the need for an applied fly door track. Ensures a tidy appearance



Standard, Heavy Duty, Extra Heavy Duty and Extra Extra heavy duty meeting stiles available to suit high wind load applications.

#### GENERAL

**Max Panel Height\***  
2700mm

**Max Panel Width\***  
1350mm

**Max Glass Thickness**  
20mm

**Frame Depth**  
102mm

#### ENERGY

**UW Range**

**SHGC Range**

#### WEATHER

**Maximum water**  
450 Pa.

#### ACOUSTICS

**6.38mm Lam**  
32 (-1; -2)

**10.5mm VLam Hush™**  
36 (0; -2)

**12.5mm VLam Hush™**  
38 (-1; -3)

**16.76mm Lam**  
38 (-1; -2)



\*Dimensions subject to individual site conditions.

BAL-40 compliance may limit glass options. Maximum glass size for BAL-40 products is 4.5m<sup>2</sup>.