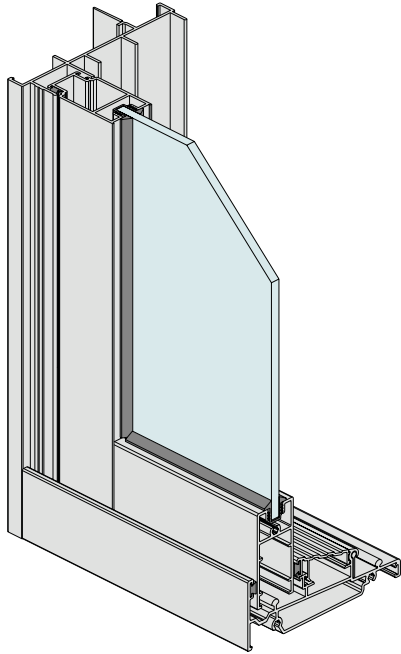



RESIDENTIAL SERIES | SERIES 541
RESIDENTIAL SLIDING DOOR

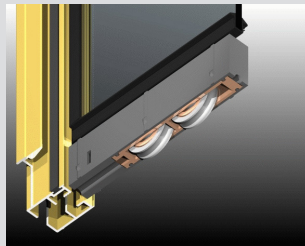


KEY FEATURES

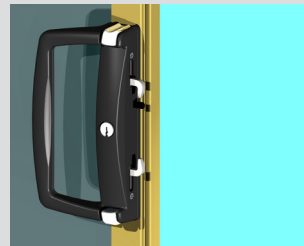
- 102mm wide frame residential sliding door with two heavy duty (tubular) sill options – one for standard water performance (150Pa) and a tall sump type sill for high water performance (300Pa).
- Lowline nursing home sill option also available.
- Flydoors slide on the outside and run on large diameter wheels matched to the track for silent running.
- Fixed panel external meeting stile has built-in interlock to accept the flydoor interlock – no unsightly rivets.
- The glass door and fly-door rolling tracks are protected from accidental damage by the splayed threshold.
- XF Panels can be re-handed on-site (direction reversed).
- Full range of door to window couplers allow this door to be joined to any Vantage Residential Series window.
- Double weatherpile sealed door panels for maximum air and water exclusion.
- Sill drain holes are covered with hinge flap to reduce air and insect infiltration.




A key feature of the 541 is the clean flydoor installation. The screens have a snap-on interlock that nest into the interlock on the glass door. Detail above also shows the optional stile closer.



Vantage wheels have been designed to fit snugly into the door bottom rail. Nothing slides as smooth as a Vantage sliding door. As shown above, double bogey wheels are used on heavy doors.



The ANDO™ optional 2-point door lock is designed for maximum security with 316 stainless steel locking tongues. The outer pull handles are corrosion resistant, powder coated 316 stainless steel.



Standard, high performance and nursing home sill options available. High performance sill illustrated above.

GENERAL

Max Panel Height*
2350mm

Max Panel Width*
1200mm

Max Glass Thickness
20mm

Frame Depth
102mm

ENERGY

UW Range
3.0-6.2

SHGC Range
0.28-0.72

WEATHER

Maximum Water
300 Pa. Sub-sill

ACOUSTICS

6.38mm Lam
32 (-1;2)

10.38mm Lam
35 (-2;-3)

7.52mm Lam
32 (0;-1)

5mm tgh/9mm/5mm tgh
33 (-1;-3)



vantagealuminium.com.au/541

*Dimensions subject to individual site conditions.