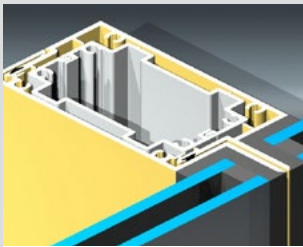
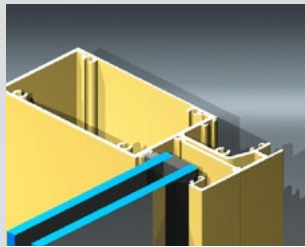


KEY FEATURES


- Elevate™ Series 626 Structural Four-sided structural glazed framing system is designed to accept 24mm Insulating Glass Units (IGUs) with more than 15mm of structural glazed adhesion around all four sides of IGUs.
- High water resistance can be achieved using high performance mullion stiffeners with transom combinations.
- Interlocking mullions has been designed to cater for expansion in the mullions. This product as fixed only has been successfully tested with interlocking mullions to resist 1000Pa water.
- 90° Corner mullion available and successfully tested to AS4284. Achieving 1500Pa cycle water resistance.
- Four-sided structural double glazed awning sash is available for this framing system. The four-sided structural glazed awning has been successfully tested to resist 600Pa water.



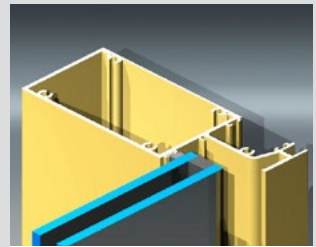
Variety of mullion options including interlocking mullion with stiffener option available to allow mullion withstand higher wind load.



Four-sided structural glazed framing system is designed to accept 24mm Insulating Glass Units (IGUs).



This system will accept accessories such as sub-frames.



Series 626 Structural offers 15mm of structural glazed adhesion around all four sides of IGUs.

GENERAL

Max Panel Height
Various

Max Panel Width
Various

Max Glass Thickness
24mm

Frame Depth
150mm

ENERGY

UW Range
TBA

SHGC Range
TBA

WEATHER

Maximum Water
600 Pa.

ACOUSTICS

This product has not been acoustics tested.