


KEY FEATURES


- Top hung with a sill that complies with AS1428 access and mobility standard - gap less than or equal to 13mm,
- The custom Centor E3 quad rollers are fully adjustable up and down when doors are in the frame.
- Tested for compliance with the relevant Standards.
- The extra strong multi hollow meeting stiles allow large sliding doors to be fabricated in high wind load areas, refer panel strength tables earlier in this Section.
- There are a large variety of door combinations (XF, FX, FXXF, XXF, FXX, FXXXXF and cavity sliding doors).
- Compatible with Centor SIE screens up to 7500mm wide.
- Square clean lines with soft radius edges on internal meeting stile corners.



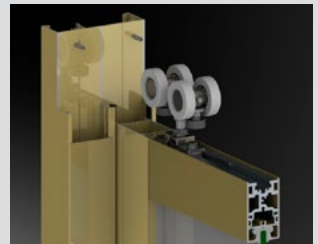
For the ultimate architectural look the 704T head can be recessed during installation for a minimal appearance.



The sill incorporates "Top Hat" feature which fills the recess in the sill to ensure disability access and minimise the risk of trips and falls - door panels glide over this rail.



Can be installed with a FlowTHRU™ drain for the ultimate flush threshold solution.



Doors run on heavy duty overhead rollers, delivering smooth, reliable operation

GENERAL

Max Panel Height*
3300mm

Max Panel Width*
2500mm

Max Glass Thickness
28mm

Frame Depth
Various

ENERGY

UW Range
3.0-6.2

SHGC Range
0.15-0.59

WEATHER

Maximum Water
300 Pa. (35mm Sill)

450 Pa. (55mm Sill)

ACOUSTICS

6.38mm Lam
30 (0;-1)

10.38mm Lam
31 (-1;-1)

10.5mm VLam Hush™
33 (0;-2)

