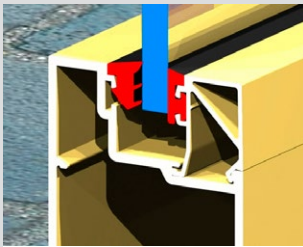



KEY FEATURES

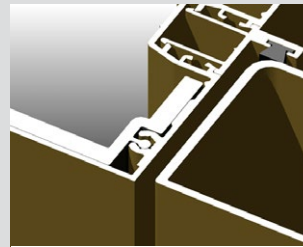
- 50mm thick door stiles are significantly stronger than industry standard 44mm thick stiles.
- Series 51 doors have removable snap-on glazing beads on horizontals and wraparound stiles.
- Horizontal rails can be fitted with square or splayed beads.
- 19mm high glazing beads ensure good glass bite.
- Can be security glazed with captive external glazing wedge.
- External wet top Silicone glazing also available.
- Four midrail options 50mm, 115mm, 125mm and 200mm deep.
- Rebated French meeting stiles option available.
- Alternative Series 50 and 52 door joinery is stronger than Series 51.



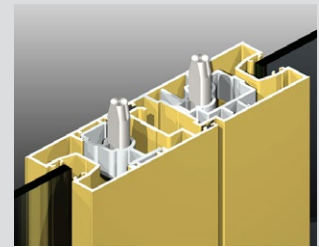
Series 51 doors are screwed together with #10 stainless steel screws and heavy duty extruded aluminium backing plates.



Selection of stiles for varying applications including a wide stile as shown above.



Commercial doors can be heavy, for this reason we offer heavy duty hinge backing plates to make sure the door stays connected to the frame for years to come.



Custom true hinge door French meeting stiles designed to improve water resistance. Stainless steel multi-point lock tips and custom bolt guides that complete the package.

GENERAL

Max Frame Height*
H/S 2400mm

Max Panel Width*
H/900mm
S/2500mm

Max Glass Thickness
10.38mm

ENERGY

UW Range
4.4 - 6.0

SHGC Range
0.35 - 0.63

WEATHER

Weather performance of this system will depend upon selected framing, configuration and sill. For more information contact AWS.

ACOUSTICS

This product has not been acoustics tested.



*Dimensions subject to individual site conditions. H = Hinged Configuration. S = Sliding Configuration.

elevatealuminium.com.au/51